

*C.W. Machine*  
**WORX**

The Manufacturing Division of Company Wrench

# DUST SUPPRESSION

## PRODUCT GUIDE




- DUST CONTROL • EVAPORATION • IRRIGATION
- MATERIAL RETENTION • ODOR CONTROL
- ALTERNATIVE DAILY COVER

U.S. PATENTS

8,657,941 B2 & 8,864,889 B2  
AND OTHER PATENTS PENDING



TIER IV  
COMPLIANT!



DD-300 specs

Dimensions: 8.5'W x 8.9'L x 7'H

Weight: 7,630 lbs

- 37,500+ CFM generated by 42 HP fan
- Water throw of 300+ feet, 196,000 sq ft coverage
- In-line filter included. (80 mesh, 177 micron)
- 1/2 HP, 12 VDC oscillator motor
- 10,100 feet per minute fan outlet air velocity
- Logan electric over hydraulic clutch
- Murphy electronic controls

THE DUST DESTROYER

THE HAWC  
HI-PRESSURE AIR WATER CANNON

DD-300 & HAWC-250 SHARED SPECS

GENERAL SPECIFICATIONS

- Oscillator gives 30-360° of reversible movement
- Electronically controlled aiming for oscillation function
- Powered adjustable angle of throw 0-35° of height adjustment minimum
- 360° of powered position adjustment
- Central lubrication where practical using Beka-Max components
- 1,000' line of sight radio remote control with complete unit emergency shutdown
- Single control point for "at machine" operation (engine and other functions)
- 5-6 gallon per hour fuel consumption

NOISE LEVEL

- 0 ft = 104 dBA
- 12 ft = 93 dBA

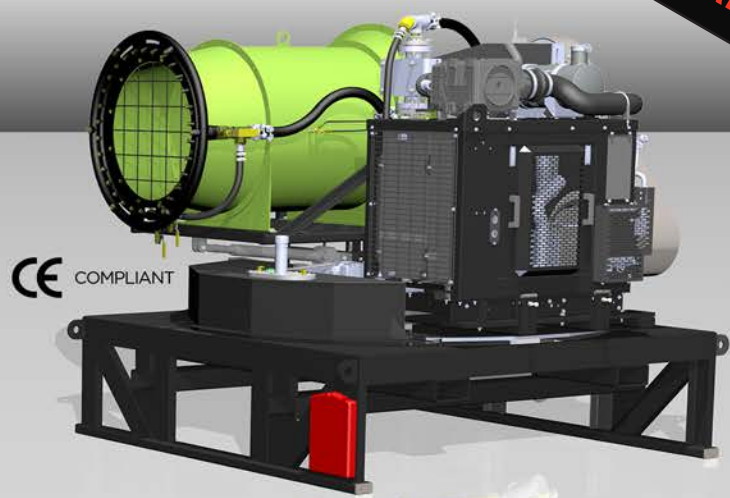
WATER SPECIFICATIONS

- 30 brass nozzles on primary water ring
- 6 brass nozzles on secondary soaking ring
- Separate ball valve control for each water ring
- Quick disconnect water inlet fitting 2" diameter
- Water boosted by 150 PSI after going through booster pump

POWER SPECIFICATIONS

- Electrical components 12 VDC
- 1.0 RPM rotation speed for oscillation
- 1/3 HP, intermittent duty, 12 VDC throw adjustment motor

TIER IV  
COMPLIANT!



HAWC-250 specs

Dimensions: 7.5'W x 8'L x 7.1'H

Weight: 6,700 lbs

- 30,000+ CFM generated by 42 HP fan
- Water throw of 250+ feet, 126,000 sq ft coverage
- In-line filter included. (80 mesh, 177 micron)
- 1/3 HP, 12 VDC oscillator motor
- 8,500 feet per minute fan outlet air velocity
- Single control point for "at machine" operation (engine and other functions)
- Logan electric over hydraulic clutch
- Murphy electronic controls

\*Water mist throw distance based on 1,000 ft elevation testing

PRIMARY (30) NOZZLE RING

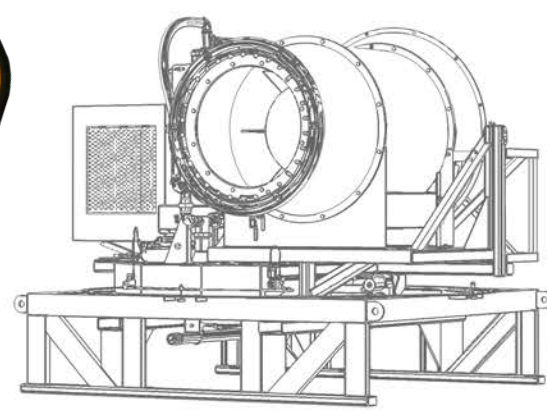
WATER PRESSURE (PSI)	40	60	80	100	120	140	150
WATER FLOW (GPM)	12.0	14.6	16.9	18.9	21.0	22.5	23.3

SECONDARY (6) NOZZLE RING

WATER PRESSURE (PSI)	40	60	80	100	120	140	150
STANDARD WATER FLOW (GPM)	30	37	43	47	52	55	57
OPTIONAL WATER FLOW (GPM)	60	73	85	95	104	111	114

Cummins QSF3.8L Tier 4F Diesel Engine

- 100 HP continuous duty, EPA Tier IV diesel
- 306 lb-ft (415 N-m) @1600 RPM
- 232 in³ (3.8L) displacement
- Turbocharged, charge air cooled, & EGR
- 16.9:1 compression ratio
- Bosch HPCR fuel system
- 50 gallon fuel tank



PRIMARY (30) NOZZLE RING

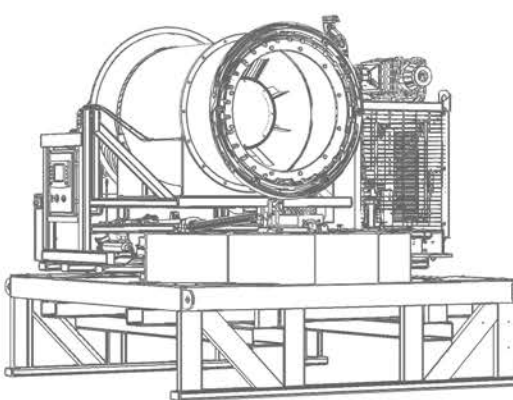
WATER PRESSURE (PSI)	40	60	80	100	120	140	150
WATER FLOW (GPM)	10.0	12.3	14.1	16.0	17.5	18.7	19.2

SECONDARY (6) NOZZLE RING

WATER PRESSURE (PSI)	40	60	80	100	120	140	150
STANDARD WATER FLOW (GPM)	28	32	36	40	43	46	48

Cummins QSF2.8L Tier 4F Diesel Engine

- 65 HP continuous duty, EPA Tier IV diesel
- 199 lb-ft (270 N-m) @1600 RPM
- 171 in³ (2.8L) displacement
- Turbocharged, charge air cooled, & EGR
- 16.9:1 compression ratio
- Bosch HPCR fuel system
- 50 gallon fuel tank



HAWC 300 & HAWC 250 are CE compliant per: Machinery Directive 2006/85/EC - Low Voltage Directive 2006/95/EC



# THE DUST DEMOLISHER



### DE-150 specs

- Dimensions: 5.2'W x 7.3'L x 6.8'H  
Weight: 3,300 lbs
- 17,000 + CFM generated by fan
  - In-line filter included (80 mesh, 177 micron)
  - 15 HP, 480 VAC, 3-phase fan motor
  - 11 HP, 480 VAC, 3-phase for booster pump
  - 7,400 feet per minute fan outlet air velocity

## SHARED SPECS

### GENERAL SPECIFICATIONS

- Oscillator gives 30-330° of movement
- Electronically controlled aiming for oscillation function
- Powered adjustable angle of throw -10 to +45° of height adjustment
- 330° of powered position adjustment
- Central lubrication where practical using Beka-Max components
- 1,000' line of sight radio remote control
- Single control point for "at machine" operation

### NOISE LEVEL

- 0 ft = 104 dBA
- 12 ft = 93 dBA

# THE DUST DEMOLISHER



### DE-200 specs

- Dimensions: 5.2'W x 7.3'L x 6.8'H 7.1'H  
Weight: 3,400 lbs
- 18,000+ CFM generated by fan
  - In-line filter included. (80 mesh, 177 micron)
  - 20 HP, 480 VAC, 3-phase fan motor
  - 13 HP, 480 VAC, 3-phase booster pump
  - 8,100 feet per minute fan outlet air velocity

### PRIMARY (30) NOZZLE RING

WATER PRESSURE (PSI)	40	60	80	100	120	140	150
WATER FLOW (GPM)	10.0	12.3	14.1	16.0	17.5	18.7	19.2

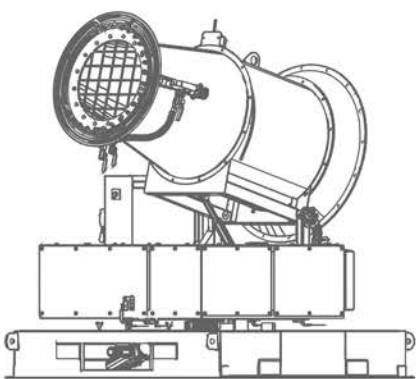
### SECONDARY (6) NOZZLE RING

WATER PRESSURE (PSI)	40	60	80	100	120	140	150
STANDARD WATER FLOW (GPM)	22	25	29	32	34	37	38

### WATER COVERAGE AND THROW

- COVERAGE: 65,000 sq ft
- THROW: 150 ft+

\*Water mist throw distance based on 1,000 ft elevation testing



### PRIMARY (30) NOZZLE RING

WATER PRESSURE (PSI)	40	60	80	100	120	140	150
WATER FLOW (GPM)	10.0	12.3	14.1	16.0	17.5	18.7	19.2

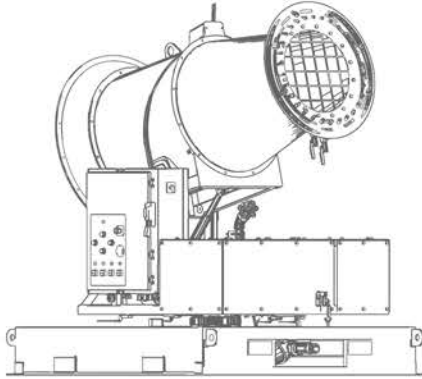
### SECONDARY (6) NOZZLE RING

WATER PRESSURE (PSI)	40	60	80	100	120	140	150
STANDARD WATER FLOW (GPM)	28	32	36	40	43	46	48

### WATER COVERAGE AND THROW

- COVERAGE: 115,700 sq ft
- THROW: 200 ft+

\*Water mist throw distance based on 1,000 ft elevation testing



# HYDRA PACKAGE



## Hydra Package electric powered

Dimensions: 8'6"W x 23'L x 10'H

Water Tank: 1,000 gallons

Weight: 10,200 lbs (dry weight)

# THE DUST DEMOLISHER

## HYDRA Package

### GENERAL SPECIFICATIONS

#### JUST ADD WATER!

- Package includes integrated water tank/trailer, generator, and Dust Demolisher (DE-150 or DE-200)

### POWER SPECIFICATIONS

- DE-150 packaged with an MQ POWER 45kVA TIER 4 generator
- DE-200 packaged with an MQ Power 70kVA TIER 4 generator

### WATER TANK SPECIFICATIONS

- 1,000 gallon water tank
- 2 HP 480v self-priming centrifugal transfer pump with 3 full load amps
- 16 mesh line strainer between the tank outlet and the transfer pump

# THE DUST ELIMINATOR

## EL-40 Misting System

### GENERAL SPECIFICATIONS

- Weight: 175 lbs
- Tilt angle: 10° to 50°
- 1" water hose connection
- 53CFM air flow

### POWER SPECIFICATIONS

- Electric motor: single phase 230V-50Hz

### WATER SPECIFICATIONS

- Water usage: @30 PSI - 2 GPM
- Water throw distance: 40+ ft

Includes 6' electrical and water pigtail connection — unit ships on steel rack



# THE DUST REGULATOR

Misting System



## DR-100 diesel powered

Dimensions: 4'W x 10.5'L x 4.8'H

Weight: 975 lbs (base unit)

Ships with 5'x10' wood skid - total weight 1,100 lbs

### GENERAL SPECIFICATIONS

- Gyrotory atomizing nozzle misting system
- 3/4" utility/garden hose water input
- 12" outlet size
- Up to 180 degrees oscillation
- Wireless transmitter remote control

### POWER SPECIFICATIONS

23 HP KDW1003 Kohler engine (diesel)

### WATER SPECIFICATIONS

- .33-20 gallon water volume
- 40-120 PSI water pressure
- 50-200 micron droplet size

### GENERAL SPECIFICATIONS

- Genie S-65 4WD, foam filled tires
- 150 ft of water throw
- 160° side-to-side rotation at fan
- 14.5" ground clearance
- HBC Radiomatic remote control - 26 key functions including E-Stop

### POWER SPECIFICATIONS

- MultiQuip MQ45 gen set
- 48hp Deutz Tier 4F diesel, 35 gal fuel tank
- Misting Fan: 25hp drive motor 480v-3-phase

### WATER SPECIFICATIONS

- Up to 11 gallons/hr water volume
- 145 psi booster pump
- Coverage: 37,000 sq ft.



# THE DUST TERMINATOR

Telescopic Dust Control



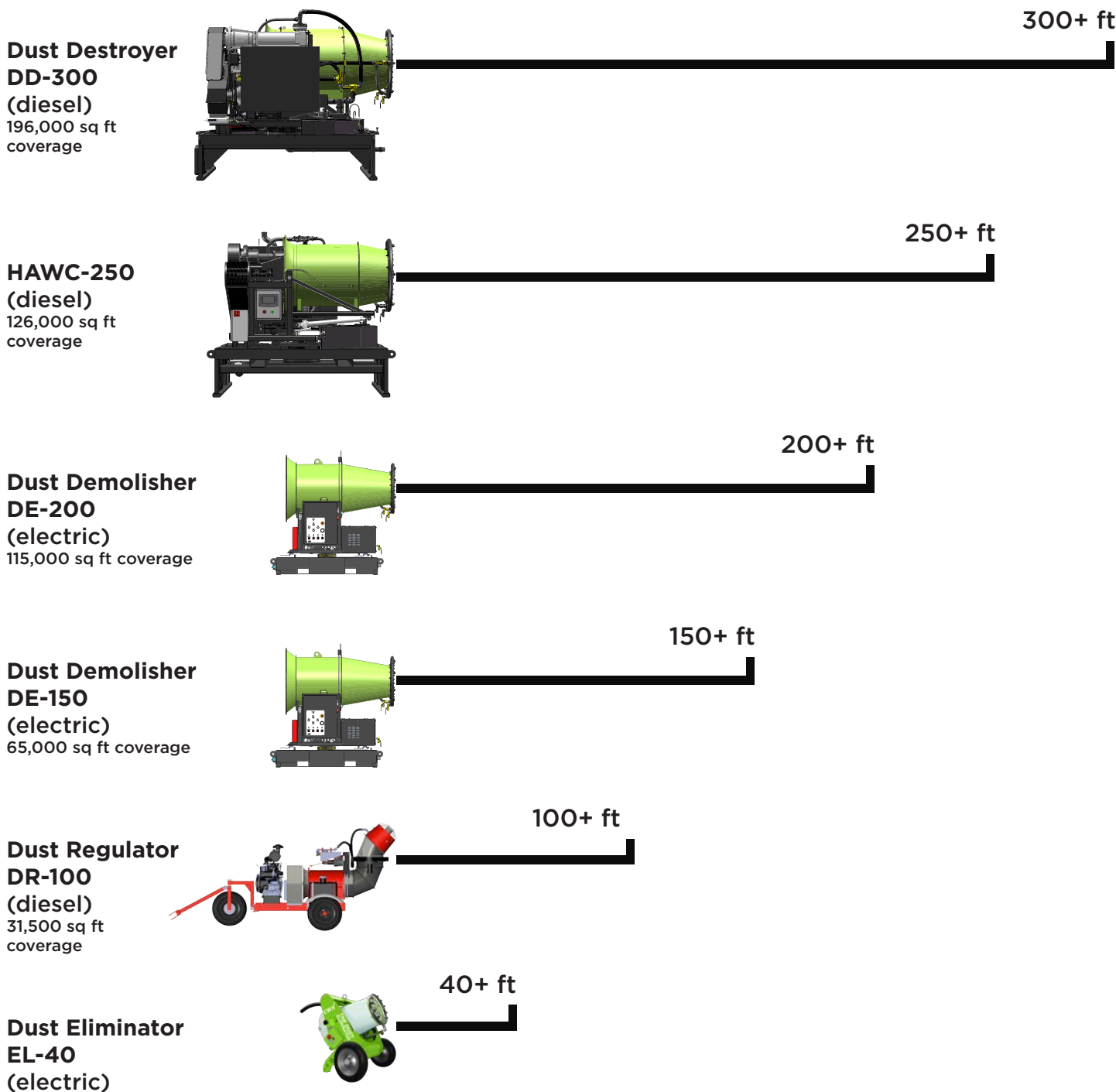
## DT-65-150 electric powered fan

Dimensions: 8'-2" width, 30'-11" standard length

Weight: 23,550 lbs



# WATER THROW COMPARISON



\*Distances measured at 1,000 ft above sea level

# WE SPECIALIZE IN CUSTOM DUST SUPPRESSION EQUIPMENT

**THE DUST TERMINATOR**

HIGH REACH DUST SUPPRESSION

**THE DUST DESTROYER**

DEMOLITION

**THE HAWC**

CONSTRUCTION

**THE DUST DESTROYER**

MINING

**THE DUST DEMOLISHER**

ELECTRIC POWERED

**THE DUST REGULATOR**

RECYCLING

**THE DUST ELIMINATOR**

INDOOR/INDUSTRIAL



# C.W. Machine **WORX**

The Manufacturing Division of Company Wrench

## COMPANY WRENCH BRANCH LOCATIONS

### KNOXVILLE, TN

6325 Central Ave Pike  
Knoxville, TN 37912  
Phone: 865-766-2571

### CINCINNATI, OH

920 Deneen Ave  
Monroe, OH 45050  
Phone: 513-402-7297

### CLEVELAND, OH

16400 Brookpark Rd.  
Cleveland, OH 44135  
Phone: 440-439-4567

### FRANKFORT, KY

1330 KY-151  
Frankfort, KY 40601  
Phone: 502-699-2681

### HEADQUARTERS

4805 Scooby Lane  
Carroll, OH 43112  
Phone: 740-654-5304

### WILLIAMSTOWN, NJ

2636 S Black Horse Pike  
Williamstown, NJ 08094  
Phone: 856-404-9618

### CHARLOTTE, NC

11301 Reames Road  
Charlotte, NC 28269  
Phone: 980-859-4680

### COLUMBIA, SC

141 Brickyard Rd  
Lexington, SC 29072  
Phone: 803-520-0032

### LAKELAND, FL

3729 N Frontage Rd.  
Lakeland, FL 33810  
Phone: 863-937-6829

### RALEIGH, NC

125 Wilsons Mills Rd Ext  
Smithfield, NC 27577  
Phone: 919-938-8145

### INDIANAPOLIS, IN

1515 W. Epler Avenue  
Indianapolis, IN 46217  
Phone: 317-782-8850

FOR OTHER DISTRIBUTORS,  
CALL 740-808-3130

## WE ALSO CARRY WATER TRUCKS

### GENERAL SPECIFICATIONS

- Klein or United "Vision" tanks
- Remote Cannon and Nozzle with Cab Control
- Front, rear, and driver side spray bars/heads
- Automatic transmission
- Backup alarm
- Diesel Engines



**2000-2500 gallon trucks**  
Ford F750 Chassis



**4000-4500 gallon trucks**  
7400/7500 International or T370

C.W. Machine  
**WORX**  
The Manufacturing Division of Company Wrench

**Hugh C. Gordon**  
Sales & Product Manager

4805 Scooby Lane  
Carroll, OH 43130  
**C** 740-808-3130  
**F** 866-360-7595



**Toll Free** 844-4-CWWORX  
(429-9679)

[h.gordon@companywrench.com](mailto:h.gordon@companywrench.com)  
[cwmachineworx.com](http://cwmachineworx.com)

[www.cwmachineworx.com](http://www.cwmachineworx.com)

COPYRIGHT 2021 C.W. MACHINE WORX  
ALL RIGHTS RESERVED.